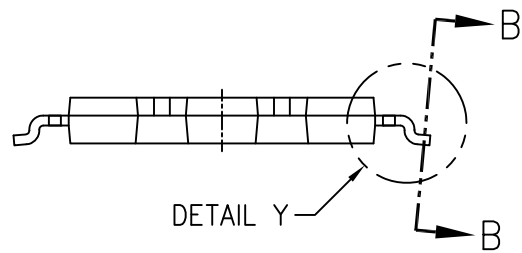


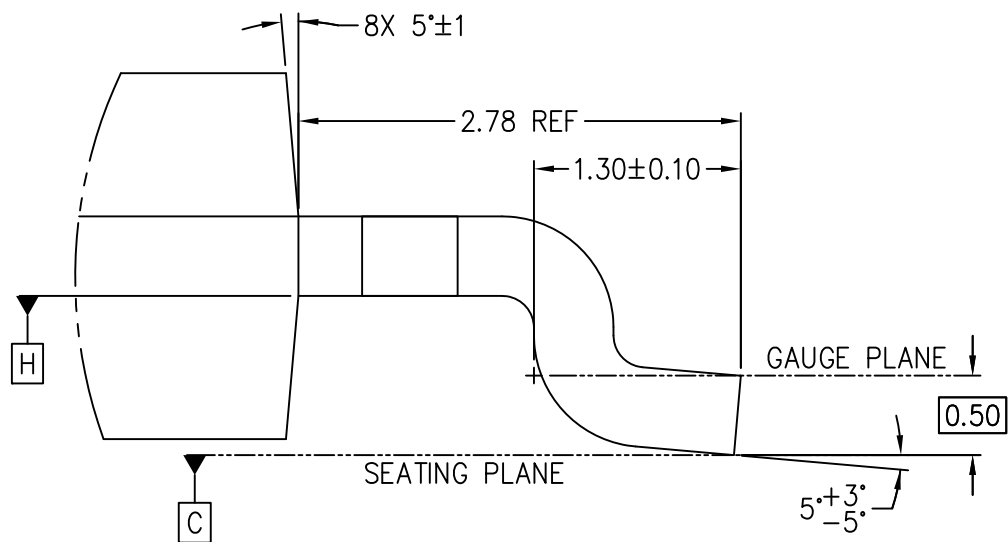


## VARIANT A HEATSLUG UP

JEDEC SOLID STATE PRODUCT OUTLINE Copyright © 2024 JEDEC		THIS <i>REGISTERED OUTLINE</i> HAS BEEN PREPARED BY THE JEDEC JC-11 COMMITTEE AND REFLECTS A PRODUCT WITH ANTICIPATED USAGE IN THE ELECTRONICS INDUSTRY; CHANGES ARE LIKELY TO OCCUR.				
TITLE    PLASTIC MULTI SMALL OUTLINE, 1.14 MM PITCH, 15.40 MM BODY WIDTH, RECT FAMILY PACKAGE		PACKAGE DESIGNATOR  PMSO-E#_1p14-,,,	NUMBER  MO-354	ISSUE  B	DATE  SEP 2024	SHEET  1 OF 10



VIEW A-A

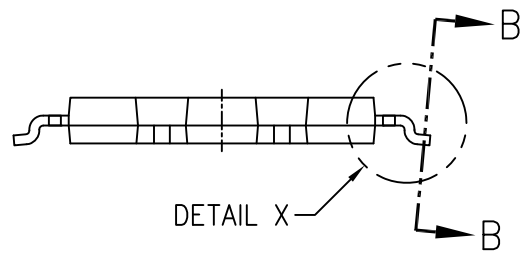


DETAIL Y

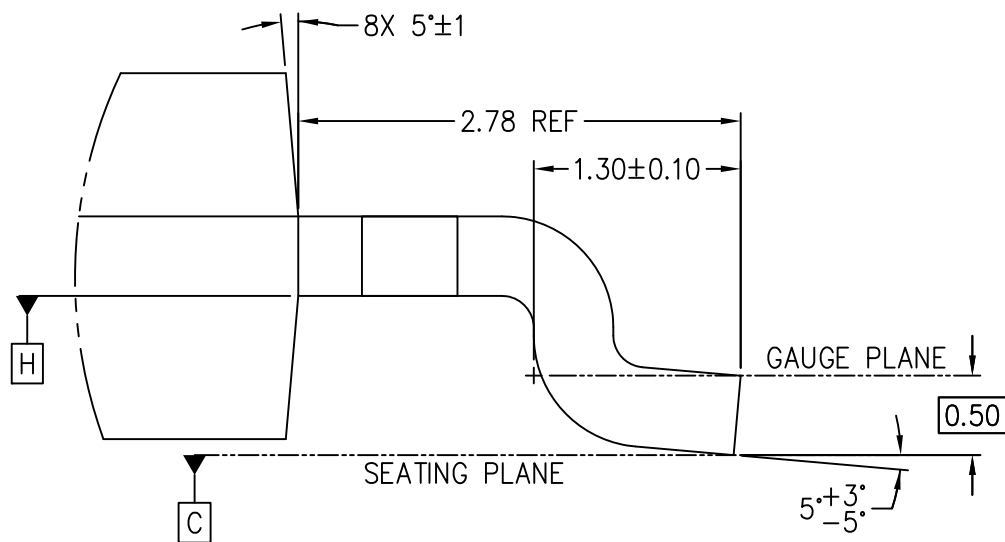
VARIANT A



BOTTOM VIEW  
VARIANT B HEATSLUG DOWN



VIEW C-C

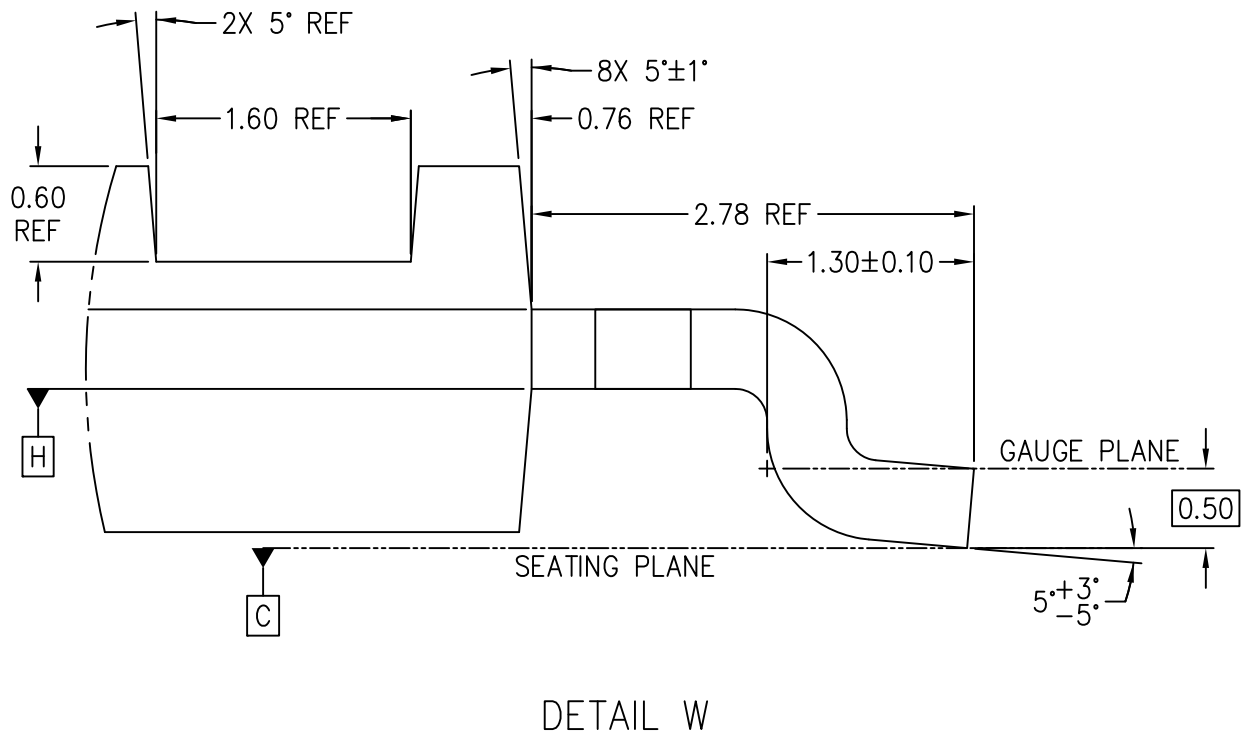
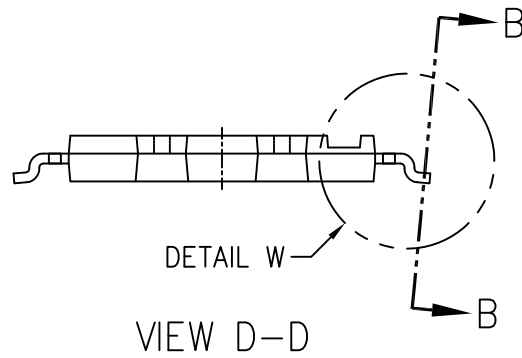


DETAIL X

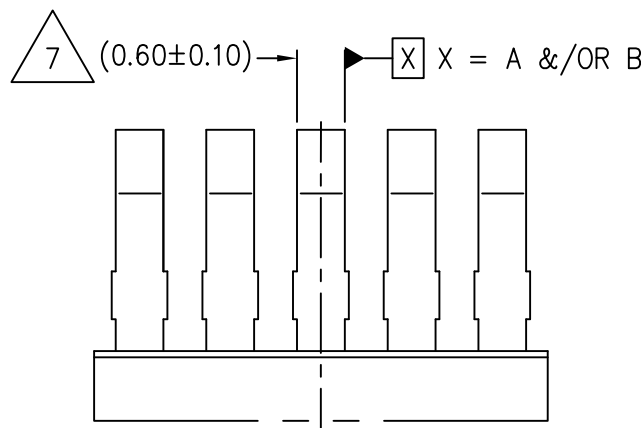
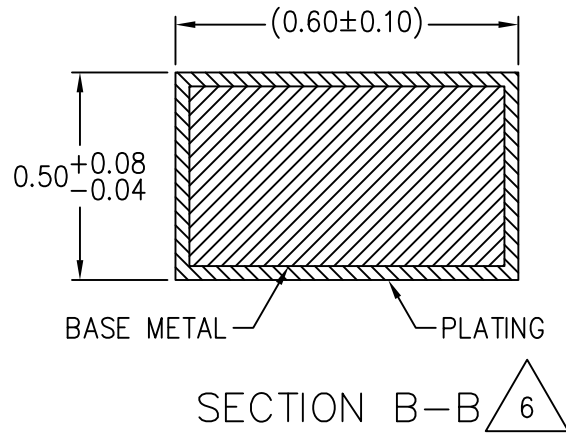
VARIANT B



VARIANT C HEATSLUG UP  
MOLD GROOVE



VARIANT C



DETAIL Z  
ODD LEADS PER SIDE

TABLE 1

SYMBOL	VARIATION A–A			VARIATION A–B			VARIATION A–C			
	HEAT SLUG UP			HEAT SLUG UP			HEAT SLUG UP			
	PMS0–E11_I1p14– R6p6x15p5Z2p5– N21p11T0p58			PMS0–E23_I1p14– R15p1x15p5Z2p5– N21p11T0p58			PMS0–E23_I1p14– R15p1x15p5Z2p5– N21p11T0p58			
	MIN	NOM	MAX	MIN	NOM	MAX	MIN	NOM	MAX	
X	6.40	6.50	6.60	14.90	15.00	15.10	14.90	15.00	15.10	3, 4
X1	5.22	5.32	5.42	13.10	13.20	13.30	13.10	13.20	13.30	10
X2	5.22	5.32	5.42	11.91	12.01	12.11	11.91	12.01	12.11	10
Y1	10.50	10.60	10.70	9.23	9.33	9.43	10.23	10.33	10.43	
N	10			22			22			
NOTES	1, 2			1, 2			1, 2			
REF	11–1023			11–1023			11–1023			
ISSUE	A			A			A			

TABLE 2

SYMBOL	VARIATION B–A			
	HEAT SLUG DOWN			
	PMS0–E23_I1p14– R15p1x15p5Z2p5– N21p11T0p58			
	MIN	NOM	MAX	
X	14.90	15.00	15.10	3, 4
X1	13.10	13.20	13.30	10
X2	11.91	12.01	12.11	10
Y1	10.23	10.33	10.43	
N	22			
NOTES	1, 2			
REF	11–1023			
ISSUE	A			



TABLE 3

SYMBOL	VARIATION C–A			
	HEAT SLUG UP MOLD GROOVE			
	PMS0–E23–I1p14– R15p1x15p5Z2p5– N21p11T0p58			
	MIN	NOM	MAX	
X	14.90	15.00	15.10	3, 4
X1	13.10	13.20	13.30	10
X2	11.91	12.01	12.11	10
Y1	9.73	9.83	9.93	
N	22			
NOTES	1, 2			
REF	11–1065			
ISSUE	B			

NOTES:

1. DIMENSIONING AND TOLERANCING PER ASME Y14.5–2009.

2. ALL DIMENSIONS ARE IN MILLIMETERS (ANGLES IN DEGREES).



X DIMENSION DOES NOT INCLUDE MOLD FLASH, PROTRUSION OR GATE BURRS. MOLD FLASH, PROTRUSION OR GATE BURR SHALL NOT EXCEED 0.15 MM PER END. 15.40±0.10 DIMENSION DOES NOT INCLUDE INTERLEAD FLASH OR PROTRUSION. INTERLEAD FLASH OR PROTRUSION SHALL NOT EXCEED 0.25 MM PER SIDE. X AND 15.40±0.10 DIMENSIONS ARE DETERMINED AT DATUM H.



THE PACKAGE BOTTOM MAY BE SMALLER THAN THE PACKAGE TOP, X AND 15.40±0.10 DIMENSIONS ARE DETERMINED AT THE OUTERMOST EXTREMES OF THE PLASTIC BODY EXCLUSIVE OF MOLD FLASH, TIE BAR BURRS, GATE BURRS AND INTERLEAD FLASH, BUT INCLUDING ANY MISMATCH BETWEEN THE TOP AND BOTTOM OF THE PLASTIC BODY.

5. N IS THE MAXIMUM NUMBER OF TERMINAL POSITION FOR THE SPECIFIED PACKAGE



THIS DIMENSION APPLIES TO THE FLAT SECTION OF THE LEAD BETWEEN 0.10 TO 0.25 MM FROM THE LEAD TIP.



THIS DIMENSION DOES NOT INCLUDE DAMBAR PROTRUSION. ALLOWABLE DAMBAR PROTRUSION SHALL BE 0.10MM TOTAL IN EXCESS OF THE TERMINAL WIDTH DIMENSION MAXIMUM MATERIAL CONDITION. THE DAMBAR MAY NOT BE LOCATED ON THE LOWER RADIUS OF THE FOOT.



PIN 1 IDENTIFIER MUST BE LOCATED WITHIN THE INDEX AREA INDICATED.



COPLANARITY IS DEFINED AS THE VERTICAL DISTANCE FROM THE SEATING PLANE TO THE LOWEST POINT ON THE PACKAGE BODY EXCLUDING THE LID AND OR THERMAL ENHANCEMENT ON CAVITY DOWN PACKAGE CONFIGURATIONS.



X1, X2 AND Y1 MINIMUM DIMENSIONS OF THERMALLY ENHANCED TYPES ARE VARIABLES DEPENDING ON DEVICE FUNCTION (DIE PADDLE SIZE) X1 AND Y1 MAXIMUM DIMENSIONS CAN BE EQUAL TO X AND 15.40±0.10 MAXIMUM DIMENSIONS. END USER SHOULD VERIFY ACTUAL SIZE OF EXPOSED THERMINAL PAD FOR SPECIFIC DEVICE APPLICATION.



DATUMS A & B TO BE DETERMINED AT DATUM H.

STP (3D) FILE RECORD

3D FILE NAMES MAY EXCEED LENGTH REQUIREMENTS FOR SOME SOFTWARE TOOLS.

STP FILE NAME	DATE	ITEM NUMBER
MO-354A-(A-A)_PMSO-E11_I1p14-R6p6x15p5Z2p5-N21p11T0p58	AUG 2022	11-1023
MO-354A-(A-B)_PMSO-E23_I1p14-R15p1x15p5Z2p5-N21p11T0p58	AUG 2022	11-1023
MO-354A-(A-C)_PMSO-E23_I1p14-R15p1x15p5Z2p5-N21p11T0p58	AUG 2022	11-1023
MO-354A-(B-A)_PMSO-E23_I1p14-R15p1x15p5Z2p5-N21p11T0p58	AUG 2022	11-1023
MO-354B-(C-A)-PMSO-E23-I1p14-R15p1x15p5Z2p5-N21p11T0p58	SEP 2024	11-1065

TASK GROUP CONTRIBUTORS

INFINEON TECHNOLOGIES AG

JEDEC SOLID STATE PRODUCT OUTLINE Copyright © 2024 JEDEC	TITLE PLASTIC MULTI SMALL OUTLINE, 1.14 MM PITCH, 15.40 MM BODY WIDTH, RECT FAMILY PACKAGE	NUMBER MO-354	ISSUE B	DATE SEP 2024	SHEET ii
----------------------------------------------------------------	--------------------------------------------------------------------------------------------------	------------------	------------	------------------	-------------

# CHANGE RECORD

IF THE CHANGE INVOLVES ANY WORDS ADDED OR DELETED (EXCLUDING DELETION OF ACCIDENTALLY REPEATED WORDS), THE CHANGE IS TO BE INCLUDED BELOW. PUNCTUATION CHANGES MAY OR MAY NOT BE INCLUDED.

INITIAL ISSUE:A	DATE:AUGUST 2022	ITEM NUMBER:11-1023
-----------------	------------------	---------------------

CHANGE RECORD HISTORY:
------------------------

INITIAL ISSUE:B	DATE:SEPTEMBER 2024	ITEM NUMBER:11-1065
-----------------	---------------------	---------------------

LOCATION:	CHANGED FROM:	CHANGED TO:
SHEETS 2 & 4	DRAFT ANGLE 4X 5°±1	DRAFT ANGLE 8X 5°±1
SHEET 3	TERMINAL 1 CORNER INDEX AREA APPROX (X/2 X 3.08)	TERMINAL 1 CORNER INDEX AREA APPROX (X/2 X 7.70)
SHEETS 5 & 6		NEW SHEETS FOR VARIATION C-A
SHEET 9		ADDED TABLE 3 FOR VARIATION C-A